

DATA SHEET SWISSCAVE WL455F

Technical Data

Exterior

Casing	Black coated steel
Door glazing	Fully glazed UV-resistant, gas-filled, with low energy panes equipped glass door (double glazed)
Door frame	Aluminium matt black
Door handle	Anodised, brushed aluminium (optionally available)
Door lock	Yes
Door hinge	Right
Door hinge convertible as option (right to left)	No
Product dimensions without door handle (H/W/D)	1800 x 595 x 710 mm
Packaging dimensions (H/W/D)	1866 x 645 x 770 mm

Interior

Temperature zones	1
Lighting	Blue ceiling lighting
Lighting on/off switch	Yes
Number of shelves total	8
Shelf material	Beech wood
Telescopic shelves on extendable steel ball bearings	Yes
Inside casing	Black PUR

Scope of functions

Optimal usage	Tempering and storing
User interface	Celsius/Fahrenheit switch
Active carbon filters (ensuring optimal air quality)	Yes
Compressor	JP-HE (high efficient)
Coolant	R600a (environment friendly)
Vibrationfree implementation	Yes
Cooling system	Combined fan and convection cooling
Temperatur Memory Function (Power failure)	Yes
Condensation water container	Yes
Heating	Powerful winter heating function (*In heating mode, temperature and humidity values may vary from the set value)
Acoustic temperature alarm	Yes
Acoustic door alarm	Yes
Feet adjustable to compensate uneven floors	Yes


Performance data

Humidity	Recommendation 50-70%
Actively managed humidity (adjustment range 60-80%)	
Climate classification	SN-T
Volume	405 l
Noise level	40 dB(A) sound-absorbing recommendation
Temperature range	5 °C - 20 °C


General Information

Cooler shape	Free-standing or embeddable with shadow gap
Maintenance contract (warranty extension)	Recommended
Transport weight	117 kg
Net weight	109 kg
Power consumption per day	0,443 kWh (ca.)
Voltage	240 V / 50 Hz
Cable length	2 m







SWISSCAVE WL455F



162 kWh/annum



176



AB CD

2019/2018